


ODYSSEY® PERFORMANCE BATTERIES

ODYSSEY® EXTREME BATTERIES

ODYSSEY® BATTERY



THE GUTS TO BE DIFFERENT.

www.odysseybattery.com



You've got what it takes to push yourself further. To drive harder. To endure the knocks and stay out longer. For all of you driven to such extremes, EnerSys® builds the **ODYSSEY® battery**.

2X
POWER
+
3X
THE LIFE
OF
CONVENTIONAL
BATTERIES

The first to feature advanced Absorbed Glass Mat (AGM) Thin Plate Pure Lead (TPPL) technology, ODYSSEY batteries deliver twice the power and three times the life of any conventional lead acid battery. It's the pure materials inside an ODYSSEY battery that make this kind of performance possible.

It's the one battery built with...

PURE™
GUTTS

Engineered to run stronger and longer than any conventional battery

MASSIVE STARTING POWER

Engine cranking pulses up to 2700 amps for five seconds.

LONGER LIFE

8- to 12-year design life and 3- to 10-year service life.

EXTENDED CYCLE LIFE

400 charge-discharge cycles at 80% depth of discharge.

EXTREME TEMPERATURE TOLERANCE

-40°F (-40°C) to 140°F (60°C) for models without a metal jacket, and from -40°F (-40°C) to 176°F (80°C) for models with a metal jacket.

VIBRATION RESISTANT

Extreme protection against high-impact shocks and vibration.

VIRTUALLY MAINTENANCE-FREE

Sealed, AGM design never requires watering.

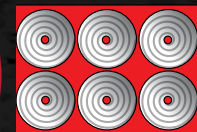
ODYSSEY® batteries vs. spiral wound designs

An ODYSSEY® battery's densely packed plates eliminate the dead space in "six-pack" AGM designs for more power.

ODYSSEY® batteries




Spiral-wound design



■ Unused battery space

- 1 Upgraded Brass Terminals**
ensure secure, corrosion-free cable connections
(some models may have plated brass terminals)
- 2 99% Pure Lead Plates**
are extremely thin, so more of them fit in the battery. More plates = more power
- 3 Robust Intercell Connections**
are cast to the plates and bonded to resist vibration and eliminate internal sparking
- 4 Compressed AGM Plate Separators**
deliver extreme vibration resistance and prevent spills, even when battery is installed on its side



Go further with the ODYSSEY® battery

ODYSSEY® Performance and ODYSSEY Extreme batteries can handle a range of applications and performance demands. Wherever the daily grind takes you, an ODYSSEY battery has the power and endurance to get you through.



Go ahead and plug in your phones and tablets – you'll still have massive, reliable starting power for up to 3X longer than conventional batteries.



Get off-road and make sure you get back with the battery that features military-inspired design and rugged construction.



Non-spillable AGM design means an ODYSSEY battery will roll with the curves, while extreme shock and vibration resistance will cushion any blow.



Get out there with big starting power. Stay out there and troll longer with deep cycling power, even as you run accessories and equipment.

ODYSSEY® Battery Chargers

Designed for professional shop users or enthusiasts requiring a charger-to-battery match up, these professional-grade portable chargers fully and safely charge ODYSSEY® batteries and other quality brands of 12-volt Absorbed Glass Mat (AGM) and flooded lead acid batteries.



Massive deep cycle reserve power keeps the onboard electronics up and running, while trouble-free cranking power helps keep vehicles on the road.



Keep the recreation rolling with the battery built to start the engine, run accessories and go wherever the road takes you.



Obey the no idling laws but keep your onboard accessories running, even if the engine isn't! An ODYSSEY battery will still deliver reliable starts for the long haul.

ODYSSEY® Extreme Batteries

Rated Operating Temperature -40°F (-40°C) to 176°F (80°C)

All values shown are nominal unless otherwise noted.

12 volt

NEW PART NUMBER (Old Part Number)	PHCA** 5 sec [A]	CCA* [A]	20 HR Rate [Ah]	Reserve Capacity [Minutes]	Maximum Length [in (mm)]	Maximum Width [in (mm)]	Maximum Total Height [in (mm)]	Maximum Container Height [in (mm)]	Weight [lb (kg)]	Terminal	Maximum Torque [in-lb (Nm)]	Drawing (Battery Reference Table)
ODX-AGM24 ⁽³⁾ (NSB-AGM24)	1500	840	76	160	10.9 (276)	6.8 (172)	8.8 (222)	8.2 (207)	57 (26.0)	SAE	N/A	B
ODX-AGM24F (NSB-AGM24F)	1500	840	76	160	10.9 (276)	6.8 (172)	8.8 (222)	8.2 (207)	57 (26.0)	SAE	N/A	A
ODX-AGM34 ⁽³⁾ (34-PC1500)	1500	850	68	135	10.9 (276)	6.8 (172)	7.9 (202)	7.3 (184)	50 (22.5)	SAE	N/A	B
ODX-AGM34R ⁽³⁾ (34R-PC1500)	1500	850	68	135	10.9 (276)	6.8 (172)	7.9 (202)	7.3 (184)	50 (22.5)	SAE	N/A	A
ODX-AGM34 78 ⁽¹⁾⁽³⁾ (34/78-PC1500)	1500	850	68	135	10.9 (276)	6.8 (172) [†]	7.9 (200)	7.3 (184)	50 (22.5)	SAE & Side	60 (6.8) side terminal only	C
ODX-AGM78 (78-PC1500)	1500	850	68	135	10.9 (276)	6.8 (172) [†]	7.3 (186)	7.3 (186)	50 (22.0)	Side	60 (6.8)	D
ODX-AGM27 (NSB-AGM27)	1750	930	92	195	12.5 (317)	6.8 (172)	8.8 (224)	8.2 (207)	68 (31.0)	SAE	N/A	B
ODX-AGM27F (NSB-AGM27F)	1750	930	92	195	12.5 (317)	6.8 (172)	8.8 (224)	8.2 (207)	68 (31.0)	SAE	N/A	A
ODX-AGM65 ⁽³⁾ (65-PC1750)	1750	950	74	145	11.8 (301)	7.2 (183)	7.5 (190)	6.8 (173)	54 (24.5)	SAE	N/A	B
ODX-AGM31 ⁽¹⁾⁽²⁾⁽³⁾ (31-PC2150S)	2150	1150	100	205	13.0 (330)	6.8 (173)	9.5 (241)	8.5 (216)	78 (35.5)	3/8-16" Stud	200 (22.6) studs only	F
ODX-AGM31A ⁽¹⁾⁽³⁾ (31-PC2150T)	2150	1150	100	205	13.0 (330)	6.8 (173)	9.7 (246)	8.5 (216)	78 (35.5)	SAE	N/A	G
ODX-AGM31R ⁽¹⁾⁽³⁾ (31R-PC2150S)	2150	1150	100	205	13.0 (330)	6.8 (173)	9.5 (241)	8.6 (218)	78 (35.5)	3/8-16" Stud	200 (22.6)	F

ODYSSEY® Extreme Batteries

Rated Operating Temperature -40°F (-40°C) to 176°F (80°C) (ODS Batteries Rated Operating temperature -40°F (-40°C) to 104°F (40°C))

All values shown are nominal unless otherwise noted.

12 volt

NEW PART NUMBER (Old Part Number)	PHCA** 5 sec [A]	MCA* [A]	20 HR Rate [Ah]	Reserve Capacity [Minutes]	Maximum Length [in (mm)]	Maximum Width [in (mm)]	Maximum Total Height [in (mm)]	Maximum Container Height [in (mm)]	Weight [lb (kg)]	Terminal	Maximum Torque [in-lb (Nm)]	Drawing (Battery Reference Table)
ODS-AGM080FT (SMS-AGM80)	820	580	37	77	9.9 (251)	3.9 (98)	7.8 (199)	8.3 (210)	31 (14.0)	M6 Receptacle	35 (3.9)	J
ODX-AGM24M (NSB-AGM24M)	1500	1000	76	160	10.9 (277)	6.8 (172)	8.8 (224)	8.2 (207)	57 (26.0)	M	200 (22.6)/100 (11.3) studs only	E
ODX-AGM34M (NSB-AGM34M)	1500	1050	65	134	10.9 (277)	6.8 (172)	7.8 (199)	7.2 (182)	51 (23.0)	M	200 (22.6)/100 (11.3) studs only	E
ODX-AGM27M (NSB-AGM27M)	1750	1080	92	195	12.5 (317)	6.8 (172)	8.8 (224)	8.2 (207)	68 (31.0)	M	200 (22.6)/100 (11.3) studs only	E
ODX-AGM65M (NSB-AGM65M)	1750	1070	69	135	11.8 (300)	7.3 (186)	7.6 (193)	6.8 (173)	54 (25.0)	M	200 (22.6)/100 (11.3) studs only	E
ODS-AGM220FT (SMS-AGM220)	1750	1260	105	241	15.6 (396)	4.2 (108)	10.9 (277)	11.4 (289)	74 (33.5)	M6 Receptacle	35 (3.9)	J
ODS-AGM470FTT (PC1800-FT)	1800	1450	214	475	22.9 (581)	4.9 (125)	12.5 (317)	12.5 (317)	132 (60.0)	3/8-16" Stud	80 (9.0)	J
ODX-AGM31M (NSB-AGM31M)	2150	1370	103	220	13.0 (330)	6.8 (172)	9.9 (252)	8.9 (226)	75 (34.0)	M	200 (22.6)/100 (11.3) studs only	E
ODS-AGM400FT (SMS-AGM400)	2150	1620	182	396	22.0 (560)	4.9 (125)	12.1 (308)	12.7 (322)	132 (60.0)	M6 Receptacle	35 (3.9)	J
ODS-AGM6M (PC2250)	2250	1550	126	240	11.3 (286)	10.6 (269)	9.2 (233)	8.2 (208)	86 (39.0)	SAE and 3/8-16" Stud	100 (11.0) stud only	H
ODS-AGM480FT (SMS-AGM-480)	2440	1740	217	477	22.0 (560)	5.0 (126)	12.4 (316)	13.0 (330)	152 (69.0)	M6 Receptacle	35 (3.9)	J
ODX-AGM8DK (SMS-AGM8DK)	3125	2700	228	500	20.5 (521)	11.1 (283)	9.5 (242)	9.3 (237)	187 (85.0)	SAE	N/A	I
ODX-AGM8DKDT (SMS-AGM8DK-DT)	3125	2700	228	500	20.5 (521)	11.1 (283)	9.6 (243)	9.3 (237)	187 (85.0)	SAE and Front Stud	N/A	I
ODX-AGM8DKT (SMS-AGM8DK-S)	3125	2700	228	500	20.5 (521)	11.1 (283)	9.6 (243)	9.3 (237)	187 (85.0)	3/8-16" Stud	N/A	I

*Cold Start Performance S.A.E J537 Apr 2016

**Pulse Current

¹ Metal jacket available, increases all nominal dimensions

² SAE terminal adapter available

³ Hold down kit available^{H1}

[†] Side terminal receptical (add 5/16" (8mm) to container width)

ODYSSEY® Performance Batteries

Rated Operating Temperature -40°F (-40°C) to 140°F (60°C)

All values shown are nominal unless otherwise noted.

12 volt

NEW PART NUMBER (Old Part Number)	PHCA** 5 sec [A]	CCA* [A]	20 HR Rate [Ah]	Reserve Capacity [Minutes]	Maximum Length [in (mm)]	Maximum Width [in (mm)]	Maximum Total Height [in (mm)]	Maximum Container Height [in (mm)]	Weight [lb (kg)]	Terminal	Maximum Torque [in-lb (Nm)]	Drawing (Battery Reference Table)
ODP-AGM75 86† (75/86-705)	1100	708	49	89	9.5 (240)	6.8 (172)†	7.9 (202)	7.4 (187)	43 (20.0)	SAE & Side †	60 (6.8) side only	C
ODP-AGM96R (96R-600)	1100	600	52	90	9.5 (242)	6.9 (175)	6.8 (174)	6.9 (176)	40 (18.0)	SAE	N/A	A
ODP-AGM47 H5 L2 (47-650 (LN2-H5))	1150	650	64	105	9.5 (242)	6.9 (175)	7.4 (189)	7.5 (190)	42 (19.0)	SAE	N/A	A
ODP-AGM25	1200	765	59	117	9.5 (241)	6.9 (175)	8.6 (219)	7.9 (202)	46 (21.0)	SAE	N/A	B
ODP-AGM35 (35-675)	1200	765	59	117	9.5 (241)	6.9 (175)	8.6 (219)	7.9 (202)	46 (21.0)	SAE	N/A	A
ODP-AGM48 H6 L3 (48-720)	1250	720	69	130	10.9 (277)	6.9 (174)	7.4 (189)	7.5 (191)	48 (22.0)	SAE	N/A	A
ODP-AGM24 (24-725)	1300	755	63	155	10.9 (276)	6.8 (172)	8.8 (224)	8.2 (207)	51 (23.0)	SAE	N/A	B
ODP-AGM24F (24F-725)	1300	755	63	155	10.9 (277)	6.8 (172)	8.8 (224)	8.2 (207)	51 (23.0)	SAE	N/A	A
ODP-AGM34⁽³⁾ (34-790)	1500	792	61	124	10.8 (276)	6.8 (172)	7.9 (199)	7.4 (187)	47 (21.0)	SAE	N/A	B
ODP-AGM34 78†⁽³⁾ (ELT-AGM34/78)	1300	710	60	120	10.9 (277)	6.8 (173)†	7.8 (199)	7.2 (182)	47 (21.0)	SAE & Side †	60 (6.8) side only	C
ODP-AGM34R⁽³⁾ (34R-790)	1500	792	61	124	10.8 (275)	6.8 (172)	7.9 (199)	7.4 (187)	47 (21.0)	SAE	N/A	A
ODP-AGM78† (78-790)	1500	792	61	124	10.8 (275)	6.8 (172)	7.4 (187)	7.4 (187)	47 (21.0)	Side †	60 (6.8)	D
ODP-AGM65^{(1) (3)} (65-760)	1500	762	64	129	11.8 (301)	7.2 (183)	7.6 (192)	6.8 (172)	50 (23.0)	SAE	N/A	B
ODP-AGM27 (ELT-AGM27)	1500	850	85	182	12.5 (317)	6.8 (172)	8.8 (224)	8.2 (207)	60 (27.0)	SAE	N/A	B
ODP-AGM27F (ELT-AGM27F)	1500	850	85	182	12.5 (317)	6.8 (172)	8.8 (224)	8.2 (207)	60 (27.0)	SAE	N/A	A
ODP-AGM94R H7 L4 (94R-850)	1500	840	80	155	12.4 (315)	6.9 (174)	7.4 (189)	7.5 (191)	55 (25.0)	SAE	N/A	A
ODP-AGM49 H8 L5 (49-950)	1700	950	94	180	13.9 (353)	6.9 (174)	7.4 (189)	7.5 (191)	63 (29.0)	SAE	N/A	A
ODP-AGM31^{(1) (3)} (31-925S)	1750	925	100	200	13.0 (330)	6.8 (173)	9.6 (243)	8.6 (220)	70 (32.0)	3/8-16" Stud	200 (22.6)	F
ODP-AGM31A⁽³⁾ (31-925T)	1750	925	100	200	13.0 (330)	6.8 (173)	9.4 (240)	8.6 (220)	70 (32.0)	SAE	N/A	F
ODP-AGM4D (4D-1300)	2400	1300	170	370	20.4 (518)	8.8 (223)	8.6 (218)	8.3 (208)	117 (53.0)	SAE	N/A	I
ODP-AGM8D (NSB-AGM8D)	2700	1450	220	500	20.4 (517)	10.8 (275)	9.5 (242)	8.5 (215)	152 (69.0)	SAE	N/A	I
ODP-AGM8DT (NSB-AGM8DS)	2700	1450	220	500	20.4 (517)	10.8 (275)	9.5 (242)	8.5 (215)	152 (69.0)	Stud	200 (22.6)	I

ODYSSEY® Performance Batteries – Marine and RV Applications

Rated Operating Temperature -40°F (-40°C) to 140°F (60°C)

All values shown are nominal unless otherwise noted.

12 volt

NEW PART NUMBER (Old Part Number)	PHCA** 5 sec [A]	MCA* [A]	20 HR Rate [Ah]	Reserve Capacity [Minutes]	Maximum Length [in (mm)]	Maximum Width [in (mm)]	Maximum Total Height [in (mm)]	Maximum Container Height [in (mm)]	Weight [lb (kg)]	Terminal	Maximum Torque [in-lb (Nm)]	Drawing (Battery Reference Table)
ODP-AGM24M (ELT-AGM24M)	1300	825	63	155	10.9 (277)	6.8 (172)	8.8 (224)	8.2 (207)	51 (23.0)	M	200 (22.6)/100 (11.3) studs only	E
ODP-AGM27M (ELT-AGM27M)	1500	975	85	182	12.5 (317)	6.8 (172)	8.8 (224)	8.2 (207)	60 (27.0)	M	200 (22.6)/100 (11.3) studs only	E
ODP-AGM34M (ELT-AGM34M)	1300	810	60	120	10.9 (275)	6.8 (172)	7.8 (201)	7.2 (187)	47 (21.5)	M	200 (22.6)/100 (11.3) studs only	E
ODP-AGM31M (ELT-AGM31)	1750	1050	87	190	12.9 (328)	6.8 (173)	10.0 (253)	8.9 (226)	63 (29.0)	M	200 (22.6)/100 (11.3) studs only	E

ODYSSEY® Powersports Batteries

Rated Operating Temperature -40°F (-40°C) to 113°F (45°C) Metal Jacket (MJ) Option increases rated operating temperature to 176°F (80°C)
 All values shown are nominal unless otherwise noted. **12 volt**

NEW PART NUMBER (Old Part Number)	PHCA** 5 sec [A]	CCA* [A]	20 HR Rate [Ah]	Reserve Capacity [Minutes]	Maximum Length [in (mm)]	Maximum Width [in (mm)]	Maximum Total Height [in (mm)]	Maximum Container Height [in (mm)]	Weight [lb (kg)]	Terminal	Maximum Torque [in-lb (Nm)]	Drawing (Battery Reference Table)
ODS-AGM8E (PC310)	310	100	8	9	5.4 (138)	3.4 (86)	3.9 (99)	3.9 (99)	6 (2.5)	M4 Receptacle	8.9 (1.0)	G
ODS-AGM14	565	220	14	18	5.9 (149)	3.4 (87)	5.7 (146)	5.7 (146)	10 (4.7)	M6 Receptacle	50 (5.6)	B
ODS-AGM15L (PC545)	460	150	13	18	6.9 (178)	3.3 (84)	4.9 (124)	5.1 (130)	11 (5.0)	M6 Receptacle	50 (5.6)	A
ODS-AGM16L ^{(1) (2) (3)} (PC680)	520	170	16	24	7.2 (182)	3.0 (77)	6.4 (162)	6.6 (168)	15 (7.0)	M6 Receptacle	50 (5.6)	A
ODS-AGM16B (PC535)	535	200	14	21	6.7 (170)	3.9 (99)	6.2 (159)	6.2 (157)	12 (5.5)	M6 Receptacle	40 (4.5)	B
ODS-AGM16CL (PC625)	540	220	18	26	6.7 (170)	3.9 (99)	7.0 (177)	6.9 (175)	13 (6.0)	M6 Receptacle	40 (4.5)	A
ODS-AGM20L	675	275	18	24	6.9 (174)	3.4 (87)	6.1 (155)	6.1 (155)	13 (5.9)	M6 Receptacle	50 (5.6)	A
ODS-AGM28L ^{(1) (2) (3)} (PC925)	900	330	28	48	6.6 (167)	6.9 (176)	4.7 (119)	5.0 (126)	24 (11.0)	M6 Receptacle	60 (6.8)	A
ODS-AGM28 ^{(1) (2) (3)} (PC925L)	900	330	28	48	6.6 (167)	6.9 (176)	4.7 (119)	5.0 (126)	24 (11.0)	M6 Receptacle	60 (6.8)	B
ODS-AGM30E (PC950)	950	400	34	60	9.8 (250)	3.8 (97)	6.1 (156)	5.8 (146)	20 (9.0)	M6 Stud	35 (3.9)	A
ODS-AGM30L	720	400	30	50	6.6 (166)	4.9 (125)	6.9 (174)	6.9 (174)	20 (9.2)	M6 Receptacle	50 (5.6)	A
ODS-AGM40E (PC1100)	1100	500	45	87	9.8 (250)	3.8 (97)	8.1 (206)	7.7 (196)	28 (13.0)	M6 Stud	35 (3.9)	A
ODS-AGM42L ^{(1) (2) (3)} (PC1200)	1200	540	42	78	7.8 (198)	6.5 (166)	6.4 (163)	6.7 (171)	38 (17.0)	M6 Receptacle	60 (6.8)	A
ODS-AGM42 ^{(1) (2) (3)} (PC1200L)	1200	540	42	78	7.8 (198)	6.5 (166)	7.5 (192)	6.7 (171)	38 (17.0)	M6 Receptacle	N/A	B
ODS-AGM70 ^{(1) (2) (3)} (PC1700)	1550	810	68	142	13.0 (331)	6.6 (168)	6.6 (168)	6.9 (176)	61 (28.0)	M6 Receptacle	60 (6.8)	A
ODS-AGM70S ^{(1) (2)} (PC1700S)	1550	810	68	142	13.0 (331)	6.6 (168)	7.4 (187)	6.9 (176)	61 (28.0)	5/16-18" Stud	60 (6.8)	A

*Cold Start Performance S.A.E J537 Apr 2016

**Pulse Current

¹ Metal jacket available, increases all nominal dimensions

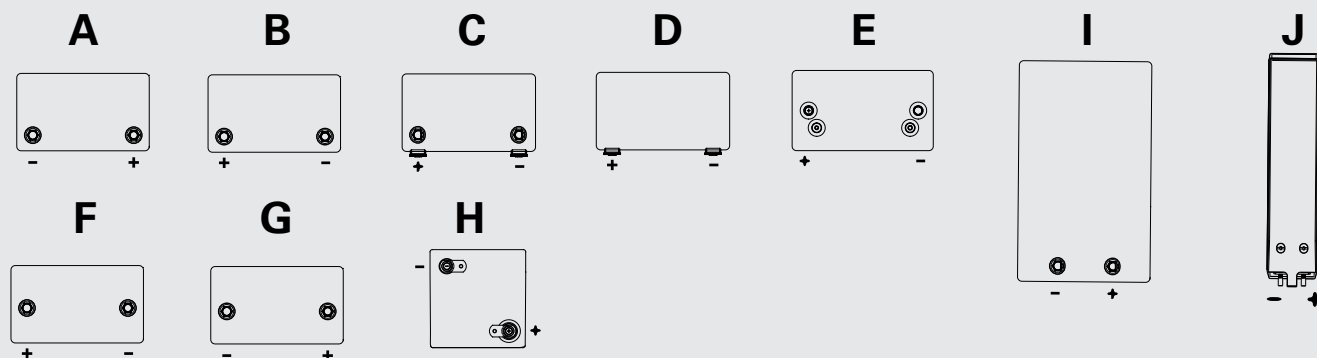
² SAE terminal adapter available

³ Hold down kit available^{††}

† Side terminal receptical (add 5/16" (8mm) to container width)

Battery Terminal Layout Reference Table

Drawing sizes are for terminal position reference only; diagrams are not proportionate to each other.





EnerSys World Headquarters
2366 Bernville Road
Reading, PA 19605, USA
Tel: +1-800-964-2837

EnerSys EMEA
EH Europe GmbH
Baarerstrasse 18
6300 Zug, Switzerland

EnerSys Asia
152 Beach Road
#11-08 Gateway East Building
Singapore 189721
Tel: +65 6416 4800

Want more info?
Scan code to access
the ODYSSEY® Battery
Literature Library

